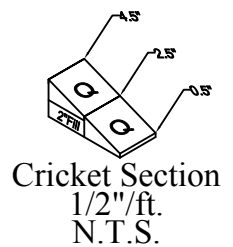
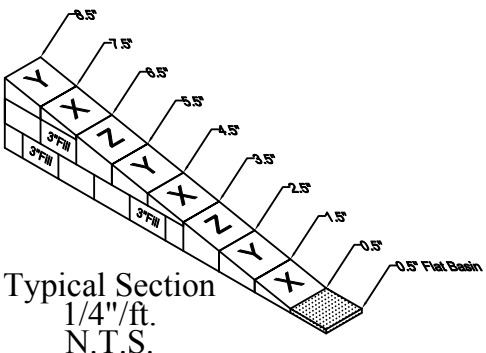
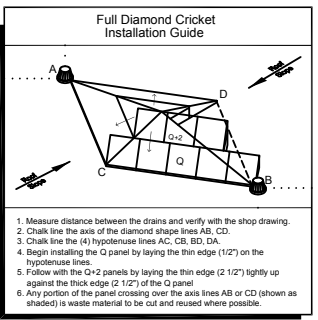
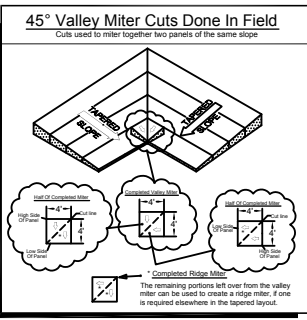
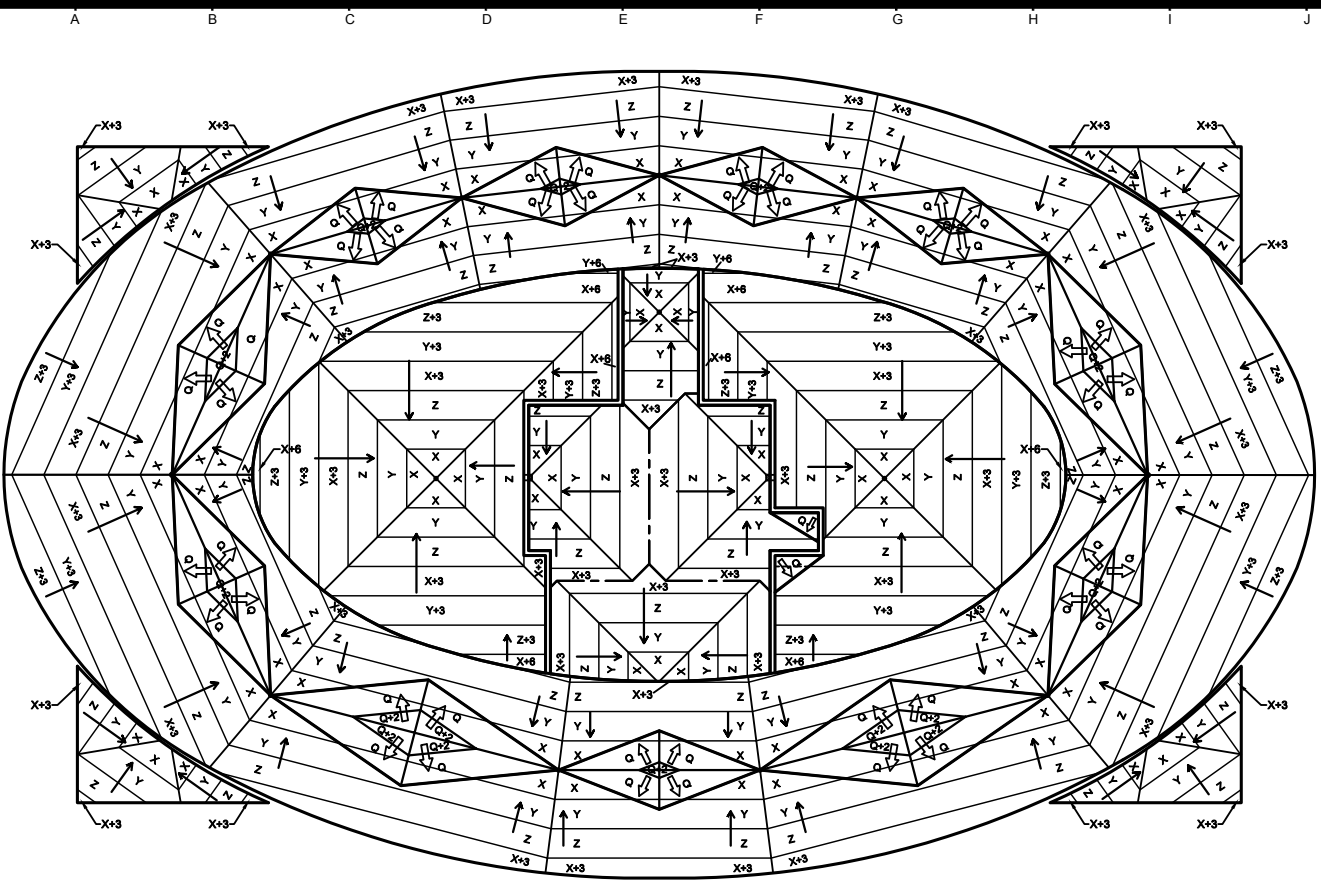


Designer Information:
 Name: Walter McIntosh
 E-Mail Address: memtoshw@firestonebp.com
 Phone Number: (317) 575-7249
 Fax Number: (317) 575-7240

Firestone
 BUILDING PRODUCTS COMPANY
 NOBODY COVERS YOU BETTER.®

Firestone Tapered Engineering Department
 525 Congress Street
 Columbus, IN 46032-5607
 Phone: (800) 438-4442 Fax: (800) 334-8525

Available Services:
 * Full Service
 * Field Measurements
 * Tapered Design Assistance
 * Certified Drainage Program



GENERAL NOTES

1. The Firestone Tapered Engineering Department is a service for practicing roof design professionals. We are not a design firm. We do not provide general reference design services. It is the responsibility of the practicing roof design professional using these services to render the appropriate professional design. No Firestone Tapered Engineering Department representative is allowed to copy the design of any design.
2. The roof design is provided as a service. The Firestone Tapered Engineering Department is not responsible for the design of the roof structure and tapered roof panels.
3. All job conditions such as dimensions, conditions, slope, minimum panel thickness, base layer, etc., are provided in the shop drawing. The Firestone Tapered Engineering Department is not responsible for the design of the roof structure. If any changes are made to the job conditions, the Firestone Tapered Engineering Department is not responsible for the design of the roof structure.
4. Shop drawings and approved drawings are the property of the Firestone Tapered Engineering Department. The Firestone Tapered Engineering Department is not responsible for the design of the roof structure.
5. Once the material is received, the manufacturer is responsible for its safekeeping or shortages discovered. The Firestone Tapered Engineering Department is not responsible for the design of the roof structure.
6. The roofing contractor must verify the conditions with packing lists. All discrepancies must be reported to the Firestone Tapered Engineering Department.
7. Recovery boards, base sheets, cant strips, tapered edge strips, crickets or saddles etc., not shown on Firestone Tapered Engineering Department shop drawings will be supplied by others.

SHOP DRAWING APPROVAL

I understand that the information and dimensions provided to and used by Firestone Tapered Engineering Department may have been supplied by a third party source. Therefore, with my signature:

I have provided Firestone Tapered Engineering Department with correct field conditions, including actual field dimensions, drain locations, structural slopes and roof curb locations, that may alter the drainage pattern. Therefore, I accept the tapered design shown on this drawing.

I have not measured the roof or confirmed correct field conditions, including drain locations, structural slopes and roof curb locations that may alter the drainage pattern shown on this drawing. However, I accept this design as shown and take full responsibility for any errors, shortages, and/or omissions that may occur.

Please sign below and fax to Firestone Tapered Engineering Department at 800-353-8525.

Name: _____ Company: _____
 Signature: _____ Date: _____

PROJECT INFORMATION

Project: Brickell Bay Village
 Location: Miami, FL
 Quote Number: 03-FL-3138
 Quote Version Number(s): 4 (Revised) Page: 1 of 1
 Designed by: Walter McIntosh Date: 10/07/2003
 Slope: 1/4"/ft Cricket Slope: 1/2"/ft
 Min. Thickness: 0.5" Max. Thickness: 7"
 Base Layer: N/A
 Average R-Value: 17.86
 Drawing Scale: 1/8" = 1'-0"

Contractor: _____

 Architect: _____

Panel Schedule:

Panel Code	Description	Size	P.S.I.	Slope	Used As:
X	0.5" to 1.5"	4' x 4'	20 PSI Typical	1/4"/ft.	Tapered
Y	1.5" to 2.5"	4' x 4'	20 PSI Typical	1/4"/ft.	Tapered
Z	2.5" to 3.5"	4' x 4'	20 PSI Typical	1/4"/ft.	Tapered
3.0	3.0" Flat	4' x 4'	20 PSI Typical	Flat	Fill
Q	0.5" to 2.5"	4' x 4'	20 PSI Typical	1/2"/ft.	Cricket Tapered
2.0	2.0" Flat	4' x 4'	20 PSI Typical	Flat	Cricket Fill

Sample Label
 Tapered Panel → X + 3 → Fill Thickness
 (See Typical Section For Layering Information)